



Learning Opportunities for Grade 1 FI

Week of May 11th

School Vision: *Motivating, Compassionate, Successful*

School Mission: *Making a difference....Committed to learning....Supporting each other*

Do the best you can! Focus on life skills, physical activity, mental well-being, creative expression, social responsibility and social connections. Stay healthy and safe!

Try to work on the learning opportunities for 1 hour each day.

Literacy

High frequency words – Please continue to practice all sight words on word hook. Our new words of the week are: **lit, lui, mais, sac, ses, trop**

Videos of our new words are available by week under les mots fréquents:

<https://mllemcphail.weebly.com/les-mots-freacutequents.html>

Sounds to look for – M. Brun “un” sound. Talk about words they already know that have the “un” sound (brun, jungle, un)

Stories and songs for complex sounds are available under les sons complexes:

<https://mllemcphail.weebly.com/les-sons-complexes.html>

French speaking activities - This week try to have conversations about their five senses. Have them talk about what they see, touch, smell, hear and taste.

Je vois... I see
Je touche... I touch
Je sens... I smell
J’entends... I hear
Je goute... I taste

Examples and stories are available on our website under les structures orales:

<https://mllemcphail.weebly.com/les-structures-orales.html>

Writing – This week students can work on writing their own message of the day. Here is a template that they can use:

Bonjour _____.

Aujourd’hui c’est le (*today’s date*). Hier était le (*yesterday’s date*). Demain sera le (*tomorrow’s date*).

Aujourd’hui (*weather*). C’est le (*season*).

Q1 – Que fais-tu le matin? Le matin, je _____.

Q2 – Que manges-tu au souper? Je mange _____ au souper.

Bonne journée,

(*your name*).

Bonjour les amis!

Aujourd'hui c'est le lundi 4 mai 2020. Hier était le dimanche 3 mai 2020. Demain sera le mardi 5 mai 2020. Aujourd'hui, il pleut. C'est le printemps,

Que fais-tu le matin? Le matin, je me brosse les dents et mange mon déjeuner.

Que manges-tu au souper? Je mange de la pizza et une salade au souper.

Bonne journée,

Mlle McPhail

Math

Numbers – Students should continue counting aloud to 100, skip counting by 2s to 20, and by 5s and 10s to 100. Talk about putting numbers together and taking them apart. Can they tell you what part is missing if they know the total? Can they tell you what two numbers you could put together to get a given sum?

Practice numbers to 100: <https://www.languageguide.org/french/numbers/>




Exploring measurement – Students should have opportunities to explore measurement by comparing objects. They should explore lengths, mass, area, and capacity through play. Which rock is heaviest? Which glass will hold the most milk? Why?

Shapes – Students should talk about the different shapes they see in their environment. Can they name the shapes around them? Can they count the shapes around them?

Play

Now that we are able to play outside more, here is a short list of open-ended outdoor play materials that children could use for many different games and activities: a water source (hose), buckets or random old containers in many sizes, rocks of all sorts and sizes, sticks, old rain gutters, paintbrushes of all sizes, shovels, old sheets or fabric, clothespins, pieces of wood in all sizes, or old kitchen utensils (pots, cupcake holders, spoons, etc). Encourage your child to use their imagination and make something they've never made before!

Please note that reading is not included in our board, as we hope that you are making it a part of your **everyday** routine! ~ Listen to reading or read to self in English or French!


Math & Literacy Tic-Tac-Toe		
<p>Sit Back and Relax Watch a French television show and listen for the words that you recognize.</p> <p>Can you tell someone in your bubble about what you watched?</p> <ul style="list-style-type: none"> • What was the show about? • Who was in the show? • What happened in the show? Was there a problem? • What did you learn from the show? 	<p>Message of the Day Write your own message of the day using the example from the writing section. Try to ask and answer two questions! Read your message to a family member or friend over the phone.</p>	<p>Guess my Missing Part</p> <ul style="list-style-type: none"> - Place a collection of 10 small items in your hand. (marbles, coins, rocks, macaroni) - Put your hands behind your back then show your partner one of your hands with some of the collection in it. - Your partner must decide how many are still in the hidden hand. <p>Play with a collection up to 20 items.</p> 
<p>I Spy Sums Materials: Deck of cards (face cards removed) numbers 5-10 but choose numbers your child should practice. Create 2 rows of 6 cards (12 cards) face up. A player chooses two cards in secret and states the sum. The other player must guess what two cards made the sum. "I spy with my little eye two cards with a sum of ____." Is there more than one possibility for the sum?</p> 	<p>My 5 Senses As you walk, notice 5 things you can see, 4 things you can touch, 3 things you can smell, 2 things you hear and remember one thing you tasted already today. Create a list of what you saw, touched, smelled, heard and tasted. The walk can be around your neighborhood, home or room.</p> <ul style="list-style-type: none"> • Je vois...(see) • Je touche...(touch) • Je sens...(smell) • J'entends (hear) • Je goute.. (taste) 	<p>Mini-prof Pretend that you are the mini teacher for the day. Teach a family member how to speak in French.</p> <p>Look at Rémi Requin's interviews to help you ask and answer questions!</p>
<p>My Imaginary Friend Create an imaginary animal or silly person! Describe your drawing in French to a family member or friend.</p>	<p>Shape Monsters Use a variety of 2D shapes to make, draw, or paint a 2D shape monster.</p>  <p>When your monster is finished, count how many of each 2D shape you used.</p>	<p>Copy Cat Drawing Draw a picture but do not show it to a family member or friend. Sit back to back. Use words in French to describe your picture and have your partner try drawing it. Compare the pictures. Swap roles!</p>

K-2 Technology, Week of May 11-15, 2020

Story Time STEAM Activity

Hello future Builders, Scientists and Engineers! This week we will re-visit a fairy tale and then help solve a problem for The Three Billy Goats (written by Paul Galdon, shortened text for the purpose of this activity).

One day, three goats went to cross the river. They did not know that a troll lived under the bridge. The



smallest goat went first. Trip-trip, trip-trip, trip-trip. "Get off my bridge," yelled the troll. "Or I will come up to eat you!" The goat ran back to his brothers. The medium goat went next. Trip-trap, trip-trap, trip-trap. "Get off my bridge," yelled the troll. "Or I will come up to eat you!" The goat ran back to his brothers. The largest goat went last. Trip-trop, trip-trop, trip-trop. "Get off my bridge," yelled the troll. "Or I will come up to eat you!" The goat kept going. So the troll hopped onto the bridge. The goat began to run. He ran right into the troll! Splash! The troll fell into the water. The river carried the troll away. "Hooray!" cheered the three goats. "The troll is gone.

Now we can cross the bridge!" And that is what the happy goats did. All three goats crossed the bridge together. Trip-trip, trip-trap, trip-trop! *The End*

Looking at the picture of the bridge, think about some ways that the bridge might be built to keep the troll off of it and protect the goats. **Your challenge is to build a covered bridge that will keep the goats safe from the troll.** The bridge should be able to support 3 goats at the same time.

Instructions:

1. Gather whatever building materials that are available to you. Examples: Lego, recyclables (toilet paper roll, paper towel roll, cut-up cardboard boxes), paper, tape, scissors, craft sticks, playdoh, and wooden blocks or draw a design of a covered bridge.
2. Build a covered bridge.
3. Can your bridge support the weight of the 3 goats? (You can use paper cut-outs, small animal figurines, Lego, My Little Ponies, etc.)
4. Clean up your workspace and return all materials to where they belong.

Here is the bridge I built with my girls and the materials used: 1 empty paper towel roll, 4 blocks, playdoh (for supports and troll), 3 my little ponies (goats) and 2 pieces of cardboard from a cereal box (ramps).



Additional:

- Create a scene around your bridge by adding a river, a troll, grass, animals, etc.
- Visit *My New Brunswick* to see photos of the Hartland Covered Bridge construction and to learn more: <https://mynewbrunswick.ca/worlds-longest-covered-bridge/>

If parents would like to email a picture, I will add it to the collage I will put on the MCS Facebook page on Friday. Have a great week building! Questions or comments, feel free to contact me via email

Erin.LeCain@nbed.nb.ca. Thanks, Erin LeCain

Physical Education At Home Learning May 11th – 15th

G'day MCS families,

It was another busy week at the King house with schoolwork and plenty of physical activity. We had the opportunity to go brook fishing, which we didn't get to do last year. Our outings connected very well to everyone's learning. From physical activity (walking, balancing) to science and social studies, we covered a lot of subjects. I hope everyone is taking advantage of going outside and participating in a variety of activities. Please send me pictures or videos of your physical activities that you are participating in. I truly miss seeing MCS students active and learning. I would especially enjoy seeing your obstacle courses as I am always looking for new ideas.

Mr. Nathan King

Nathan.King@nbed.nb.ca

Each day attempt to complete one or two of the boxes with a goal of completing all the boxes by the end of the week. Take advantage of this time to participate and model physical activity with your family.

<p align="center">Skill</p> <p>Using a rolled-up pair of socks, a tinfoil ball or a balloon, you and a family member will practice striking an object using your open hand. (like Badminton) Have a rally, play a game of keep it up. Remember you can't carry the object!</p>	<p align="center">Mindfulness</p> <p>Stretching enhances your flexibility, strength and coordination. By yourself or with a family member create 6 stretches that you can use to increase your flexibility.</p>	<p align="center">Fitness</p> <p>Go for a family walk, have each family member call out a different way to move that the whole family should try do for 10 seconds. Walk, jog, run, skip, hop, gallop, shuffle, march.</p>
<p align="center">Nutrition</p> <p>Keep track of how many fruits and vegetables you eat each day this week?</p>	<p align="center">Skill</p> <p>Using any objects you can find <u>create an obstacle course</u> that allows you to practice balance, speed, levels, direction, pathways, body control.</p>	<p align="center">Mindfulness</p> <p>Create a positive message and post it for all to see.</p>
<p align="center">Fitness</p> <p>Select 6 fitness exercises and number them. Roll a die, add it together with your age, then perform the exercise that matches the number rolled.</p>	<p align="center">Nutrition</p> <p>Create a healthy snack at home with your family, can you make an animal creation with your snack?</p>	<p align="center">Skill</p> <p>Use an empty plastic bottle, milk carton or toilet paper roll. Find a ball or pair of socks and have a rolling challenge around the house.</p>

Les cinq sens

La vue

Je vois les objets avec mes yeux.



L'ouïe

J'entends les bruits avec mes oreilles.



Le toucher

Je touche les objets avec mes mains.



Le goût

Je goûte la nourriture avec ma langue.

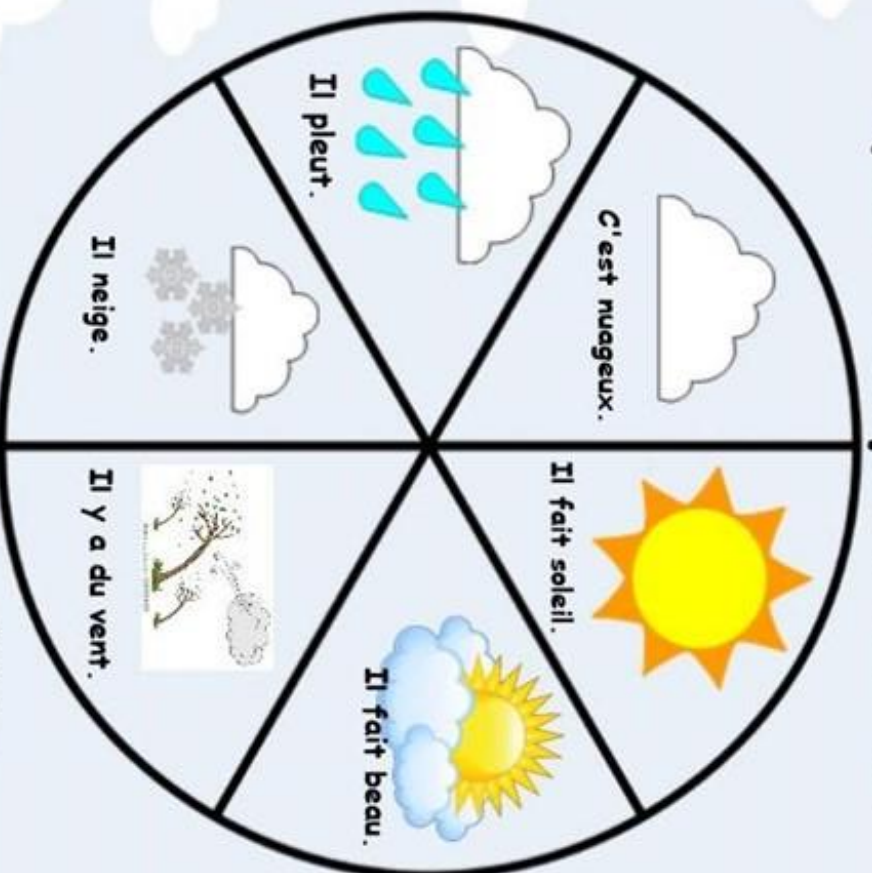






L'odorat

Je sens les odeurs avec mon nez.



Quel temps fait-il?



	l'automne
	l'hiver
	le printemps
	l'été

LES SAISONS



printemps



été



automne



hiver

Les mois de l'année sont...



janvier

février



mars



avril



mai

juin



juillet

août



septembre

octobre



novembre



décembre



Les jours de la semaine sont...

dimanche



lundi



mardi



mercredi



jeudi



vendredi



samedi



Les Formes

